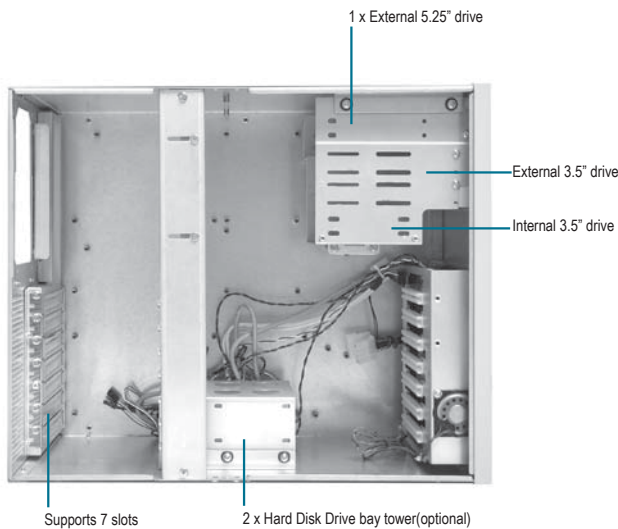
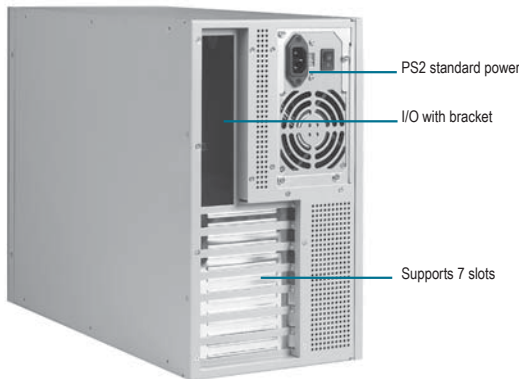



AMC-280M

7-slot Wallmount Chassis Industrial Main Board Supports



Features

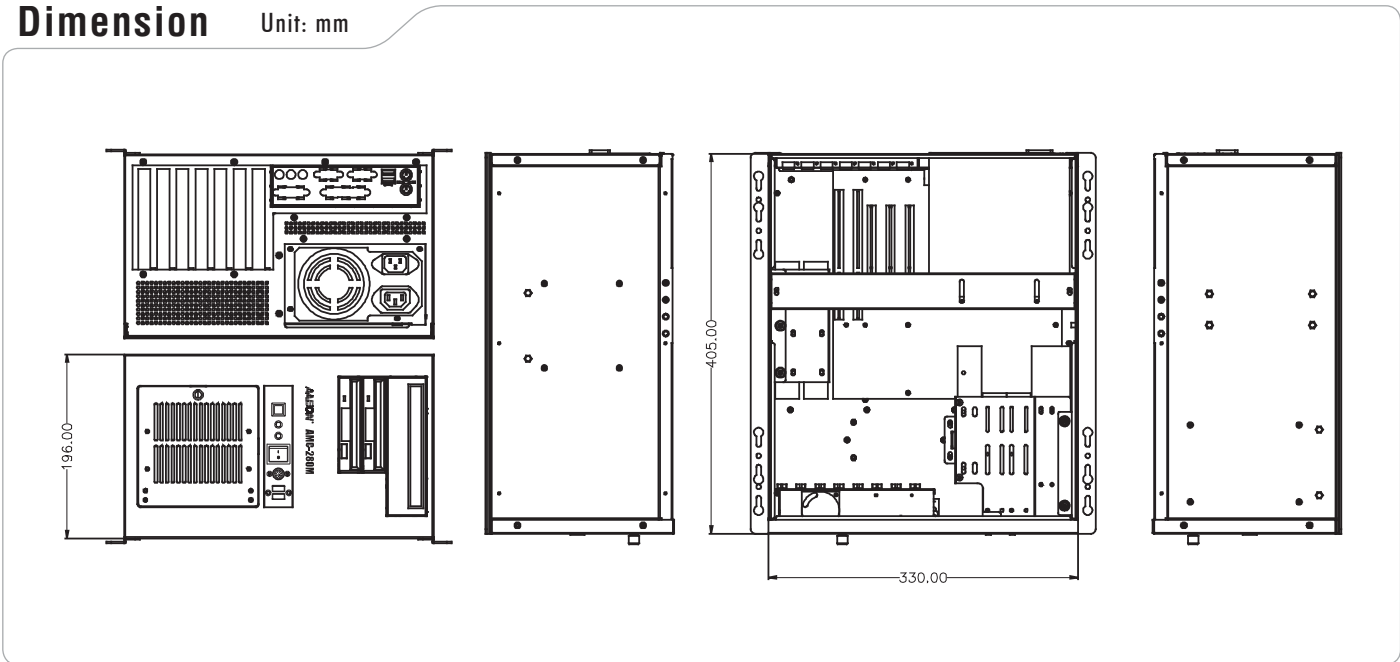
- 7-slot Wallmount Chassis
- Supports ATX, Micro ATX Form Factor Motherboard
- Supports Standard PS/2 AT/ATX Power up to 400W
- One or Two (Optional) Front Panel 3.5" Floppy Disk Drive or Hard Disk Drive Bay
- One Front Panel 5.25" Disk Drive Bay for Removable Hard Disk or CD-ROM
- Up to 3 (Optional) Internal 3.5" Hard Disk Drive Bay for Micro ATX Form Factor Motherboard
- PS/2 Keyboard And USB Connector On Front Panel
- Optional For RAID Drive Tower



Specifications

System	
Construction	Heavy-duty Steel
Storage	External: One or Two (optional) 3.5" Floppy Hard Disk Drives One 5.25" CD-ROM or Removable Hard Disk Drive Internal: Up to 3 (Optional) 3.5" Hard Disks
System Fan	One 12cm ball Bearing Fans with removable filter
Front Panel	Power ON/OFF Switch X 1 Reset Button X 1 Power ON LED X 1 Hard Disk Drive Active LED X 1 PS/2 Keyboard Connector X 1 USB x 2
Rear Panel	I/O with Bracket Depended on Motherboard
Color	White
Dimensions	7.7" (W) x 15.9" (D) x 13" (H) (196 mm x 405 mm x 330 mm)
Carton Size	11.1" (W) x 20.3" (D) x 18" (H) (281 mm x 515 mm x 457 mm)
Net Weight	19.8 lb (9 kg)
Gross Weight	22 lb (10 kg)
Environmental	
Operating Temperature	32°F ~ 122°F (0°C ~ 50°C)
Storage Temperature	-4°F ~ 176°F (-20°C ~ 80°C)
Operating Humidity	10 ~ 90%
Storage Humidity	10 ~ 90% @ 40°C, non-condensing
Vibration	0.5G / 5 ~ 500Hz / operation (2.5" Hard Disk Drive) 1.5G / 5 ~ 500Hz / no operation
Shock	15G peak acceleration (11 m sec. duration), operation 30G peak acceleration (11 m sec. duration), non operation
EMC	CF/ FCC Class A

Dimension Unit: mm



Power Supply Options

P/N	TYPE	PFC Support	Input Voltage	Watt	Size
TF-PW-X300-S-00	ATX	Non PFC	Switch 115/230V	300W	PS2
TF-PW-S300-S-01	ATX	Passive PFC	Switch 115/230V	300W	PS2
TF-PW-Z350-A-01	ATX	Active PFC	Auto 115-230V	350W	PS2
TF-PW-Z350-A-02	ATX	Active PFC	Auto 115-230V	350W	PS2
TF-PW-Z400-A-01	ATX	Active PFC	Auto 100-240V	400W	PS2

Industrial Motherboard Options

CPU Card	CPU Level	Remark
TF-IMBA-910	Socket LGA775, Celeron®-D/ Core 2 Duo CPU up to 2.66GHz (533/800/1066)	Recommend with min. 300W power supply
TF-FWB-880M	Socket LGA775, Pentium® 4 / Celeron®-D CPU up to 3.8GHz (533/800/1066)	Recommend with min. 300W power supply
TF-IMBA-880	Socket LGA775, Pentium® 4 / Celeron®-D CPU up to 3.8GHz (533/800/1066)	Recommend with min. 300W power supply

Ordering Information

Model/Name	Description	Remark
TF-AMC-280M-W	ATX/Micro ATX, Wallmount, Bare Chassis, for PS2 Power, PS_SW(ATX), Color: White	