

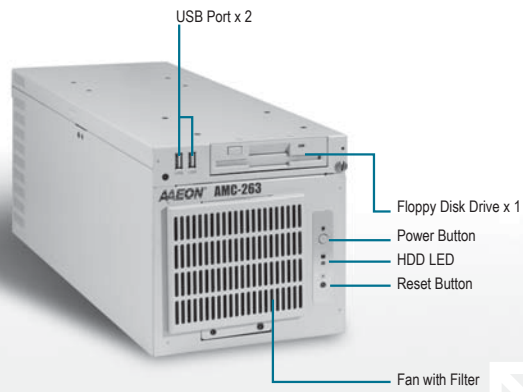


# AMC-263



Computing Platform Service Partner

## 5-slot Wallmount Chassis Full-size/ Half-size Cards Support



## Features

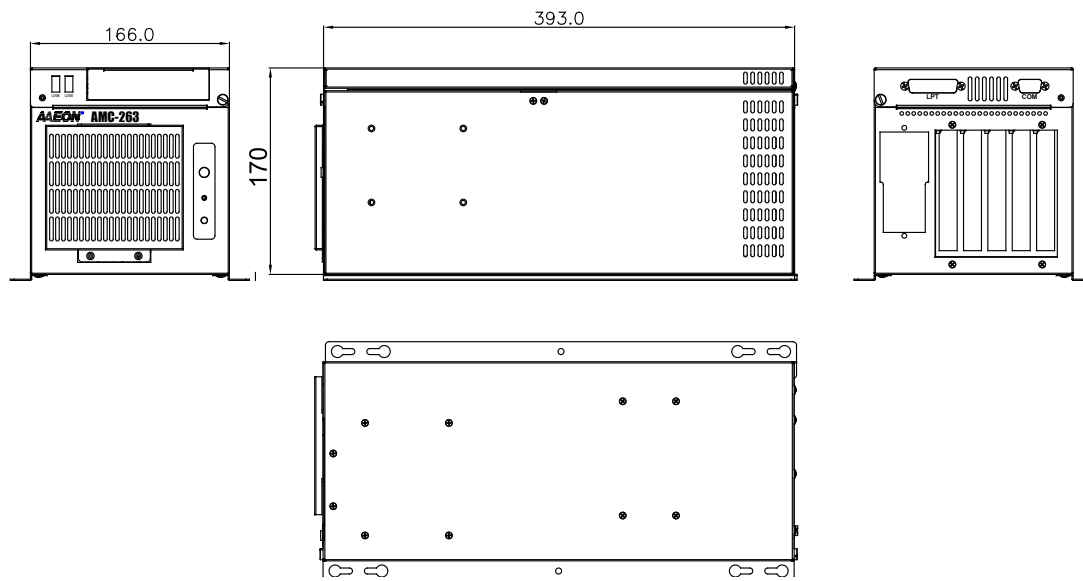
- 5-slot Wallmount Chassis
- Supports 5 Slots PCI/PICMG Bus Passive Backplane
- Supports standard 1U Power Supply up to 300W
- One Front Panel 3.5" Disk Drive Bay for Floppy Drive
- One Internal 3.5" and One Internal 2.5" Disk Drive Bays for Hard Disks
- Two USB Connectors on Front Panel



## Specifications

System	
Construction	Heavy-duty Steel Chassis
Storage	External: One 3.5" Floppy Drive Internal: One 3.5" Hard Disk Drive Bay One 2.5" Hard Disk Drive Bay
System Fan	One 9.2cm Ball Bearing Fan With Removable Filter
Front Panel	Power ON/OFF Switch X 1 Reset Button X 1 Power LED X 1 PS2 Keyboard Connector X 1 USB Connector X 2
Rear Panel	Reserved cutout for DB-25 connector X 1 Reserved cutout for DB-9 connector X 1 USB Connector X 2 (Can use USB cable)
Color	White
Dimensions	6.54" (W) x 15.47" (D) x 6.69" (H) (166mm x 393mm x 170mm)
Carton Size	12.2" (W) x 21.6" (D) x 13" (H) (309mm x 549mm x 331mm)
Net Weight	12.32 lb (5.6 kg)
Gross Weight	15.4 lb (7.0 kg)
Environmental	
Operating Temperature	32°F ~ 122°F (0°C ~ 50°C)
Storage Temperature	-4°F ~ 176°F (-20°C ~ 80°C)
Operating Humidity	10 ~ 80%
Storage Humidity	10 ~ 80% @ 40°C, non-condensing
Vibration	0.5G / 5 ~ 500Hz / operation 1.5G / 5 ~ 500Hz / non operation
Shock	10G peak acceleration (11 m sec. duration), operation 20G peak acceleration (11 m sec. duration), non operation
EMC	CE/FCC Class A

## Dimension Unit: mm



## Power Supply Options

P/N	TYPE	PFC Support	Input Voltage	Watt	Size
TF-PW-H150-A-00	ATX	APFC	Auto 115~230V	150W	1U (18.5cm)
TF-PW-H200-A-00	ATX	APFC	Auto 115~230V	200W	1U (20.5cm)
TF-PW-H250-A-01	ATX	APFC	Auto 115~230V	250W	1U (20.5cm)
TF-PW-H300-A-00	ATX	APFC	Auto 115~230V	300W	1U (20.5cm)

## CPU Cards Options

Model/Name	Description	Master Interface
TF-SBC-780	Socket 370 for PIII/ Celeron® (.18μ,13μ) up to 1.4GHz (66/100/133MHz)	PICMG
TF-FSB-860B	Socket 478 P4/ Celeron® (.18μ,13μ) up to 3.06GHz (400/533MHz)	PICMG
TF-FSB-865G	Socket 478 P4/ Celeron® (.18μ,13μ) up to 3.6GHz (400/533/800MHz)	PICMG
TF-HSB-815P	Onboard AMD LX800 CPU	PCI
TF-HSB-811P	Onboard Celeron® M (600MHz); Socket 479 P-M (1.2 GHz)/ Celeron® M (900MHz)	PCI
SBC-659	Socket 370 for PIII and Celeron® up to 1.4GHz (66/100/133MHz)	PCI
TF-HSB-813S	Socket 479 P-M (2.0 GHz)/ Celeron® M (900MHz)	PCISA
HSB-660S	Socket 370 for PIII and Celeron® up to 1.4GHz (66/100/133MHz)	PCISA

## Ordering Information

Model/Name	Description	Remark
TF-AMC-263-W	Wallmount 6-slot Chassis Bare, For 1U Power, PS_SW (AT/ATX), White	

## Backplane Options

P/N	Description	Master Interface	Slots	Power Connector, ATX Extend Function
TF-BP-206SG-P4-A10	Wallmount, PICMG 6-slot Backplane, 4 PCI, 2 ISA, Single Segment, ATX, Rev.A1.1	PICMG	4/2/1(PCI/ISA/PICMG)	AT, ATX, 3pin ATX extend
TF-BP-206SG-P2-A10	Wallmount, PICMG, 6-slot Backplane, 2 PCI, 3 ISA, Single Segment, ATX, Rev.A1.0	PICMG	2/3/1(PCI/ISA/PICMG)	ATX, 3pin ATX extend
TF-BP-206SS-P4-A10	Wallmount, PCISA, 6-slot Backplane, 4 PCI, 3 PCISA, Single Segment, ATX, Rev.A1.1	PCISA	4/0/3(PCI/ISA/PCISA)	ATX, 3pin ATX extend
TF-BP-206SP-P4-A10	Wallmount, PCI, 6-slot Backplane, 4 PCI, Single Segment, ATX, Rev.A1.0	PCI	6/0/0(PCI/ISA/PICMG)	ATX, 3pin ATX extend

Note: BP-206SG-P4-A10 & BP-206SS-P4-A10 & BP-206SP-P4-A10 have to remove one slot and use 1U CPU FAN while combining with AMC-263.