
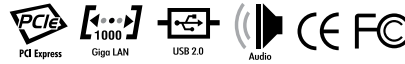


■ Advanced Fanless Embedded Controller With Intel® Core™ 2 Duo Processor And PCI-Express Expansion



Features

- Fanless Design
- Intel® Core™ 2 Duo Processor
- PCI-Express [x16] x 1, PCI-Express [x1] x 1
- Wide DC Power Input Range
- Gigabit Ethernet x 2
- COM x 4, USB x 4
- Express Card x 1
- Mini Card x 1
- ATX Power Function



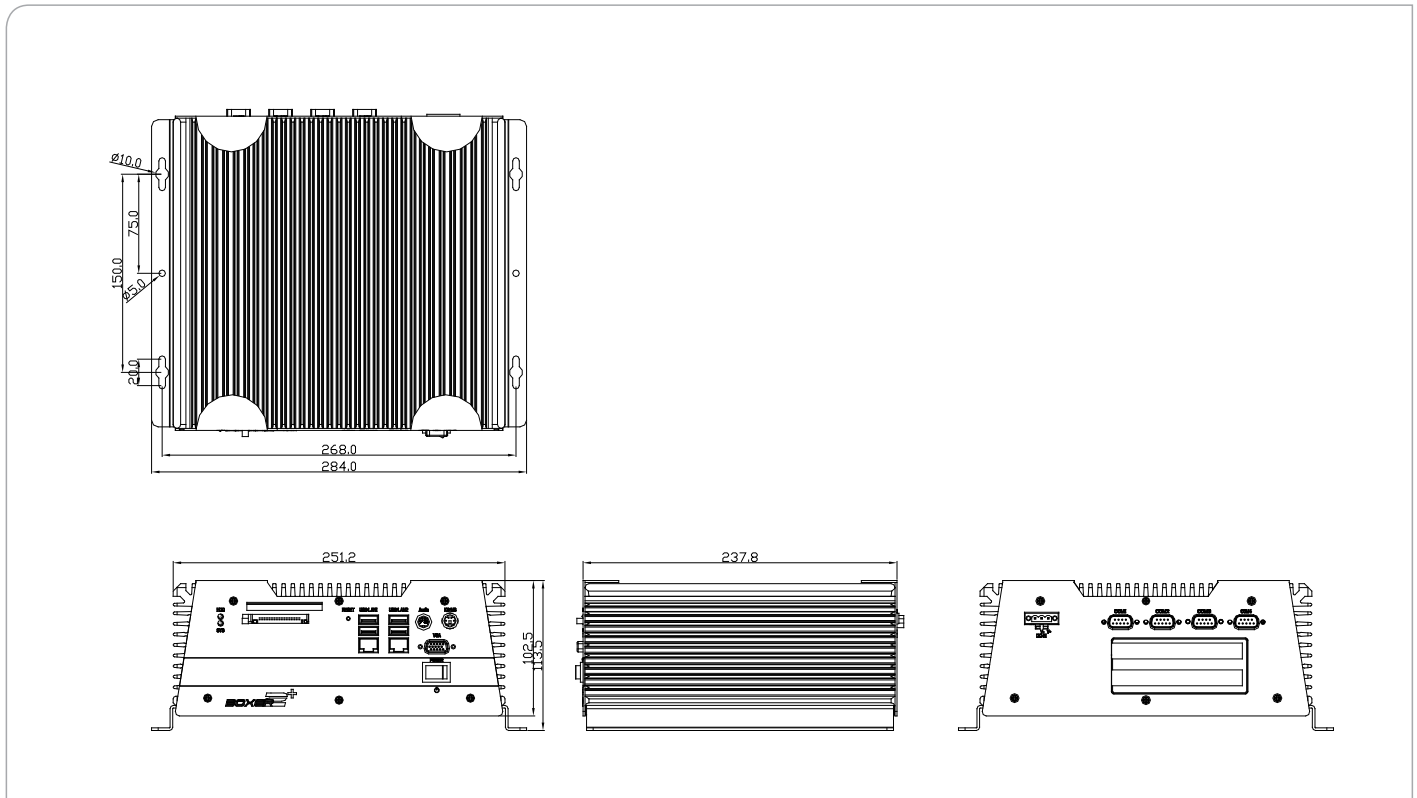
Specifications

System	
Processor	Intel® Core™ 2 Duo processor
System Memory	DDRIII SODIMM x 2, Max. 4 GB
Expansion	PCI-Express [x16] x 1, PCI-Express [x1] x 1, Mini Card x 1, Express Card x 1
VGA/ Keyboard/ Mouse	VGA x 1, PS/2 x 1 for Keyboard/Mouse
Ethernet	10/100/1000Base-TX, RJ-45 x 2
SSD	CompactFlash™ slot x 1
Hard Disk Storage	2.5" SATA Hard Disk Drive bay x 1
Serial	COM1/3/4: RS-232, COM2: RS-232/422/485
Audio	Line-in, Line-out, MIC-in by an extension cable
USB	USB2.0 x 4
System Control	Power ON/OFF switch x 1, Reset button x 1
LED Indicator	Power LED x 1, hard disk active LED x 1
Watchdog Timer	Generates a time-out system reset, setting via software
Power Supply	1. DC Input Internal DC-DC converter (default) Input voltage: DC 9-30V 2. AC Input External power adapter (optional) Input voltage: AC 100~240V@50~60 Hz
Power Consumption	Intel® Core™ 2 Duo (P9600) 2.66 GHz, 1.21A@DC 19V
MTBF (Hours)	37,000
OS Support	Windows® XP pro for Embedded, Windows® XPE, Linux, Vista, Windows® 7
Mechanical	
Construction	Rugged aluminum alloy chassis
Color	Mustard
Mounting	Wallmount
Dimension	9.9" (W) x 4.1" (H) x 9.4" (D) (251.2mm x 104.6mm x 237.8mm)
Carton Dimension	13.2"(W) x 11.6"(H) x 10.2"(D) (336mm x 294mm x 260mm)
Net Weight	22.0 lb (10 Kg)
Environmental	
Operating Temperature	5°F ~ 131°F (-15°C ~ 55°C) (wide temp. CompactFlash™ with RAM x2) 14°F ~ 122°F (-10°C ~ 50°C) (wide temp. Hard Disk Drive with RAM x 1)
Storage Temperature	-4°F ~ 158°F (-20°C ~ 70°C)
Storage Humidity	5 ~ 95% @ 40°C, non-condensing
Vibration	5g rms / 5 ~ 500Hz / operation - CFD 1g rms / 5 ~ 500Hz / operation - HDD
Shock	50g peak acceleration (11 msec. duration) - CFD
EMC	CE/FCC Class B

AEC-6940

Dimension

Unit: mm



Ordering Information

- **TF-AEC-6940-A1-1010**
Embedded Controller, Intel® Core™ 2 Duo 2.53 GHz (T9400), 2 PCI-E(x16+x1), DC 9-30V/ATX, 2 GB RAM, 4C, 4U, VGA, 2LAN, Express card
- **TF-AEC-6940-A2-1010**
Embedded Controller, Intel® Core™ 2 Duo 2.26 GHz (P8400), 2 PCI-E(x16+x1), DC 9-30V/ATX, 2 GB RAM, 4C, 4U, VGA, 2LAN, Express card
- **TF-AEC-6940-B1-1010**
Embedded Controller, Intel® Core™ 2 Duo 2.53 GHz (T9400), 1 PCI-E, 1 PCI, DC 9-30V/ATX, 2 GB RAM, 4C, 4U, VGA, 2LAN, Express card
- **TF-AEC-6940-B2-1010**
Embedded Controller, Intel® Core™ 2 Duo 2.26 GHz (P8400), 1 PCI-E, 1 PCI, DC 9-30V/ATX, 2 GB RAM, 4C, 4U, VGA, 2LAN, Express card